



# Characteristics of Program Participants

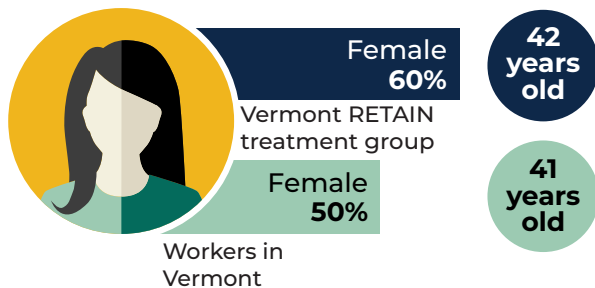
## Vermont RETAIN

The Retaining Employment and Talent After Injury/Illness Network (RETAIN) demonstration is a joint initiative of the U.S. Department of Labor and the Social Security Administration (SSA) designed to help workers experiencing recently acquired injuries and disabilities to remain in the labor force. Following a pilot phase, the U.S. Department of Labor awarded cooperative agreements to state agencies in Kansas, Kentucky, Minnesota, Ohio, and Vermont to enroll workers into RETAIN and implement early intervention coordinated health care and employment services. As part of an independent evaluation conducted by the SSA to assess program effectiveness, workers who enrolled in RETAIN were randomly assigned to a treatment group (receiving RETAIN services) or a control group (not receiving RETAIN services). This fact sheet provides key statistics on the treatment group members served by the Vermont RETAIN program and a comparison group of workers in Vermont. Additional fact sheets provide statistics for the other four state RETAIN programs and the demonstration overall.

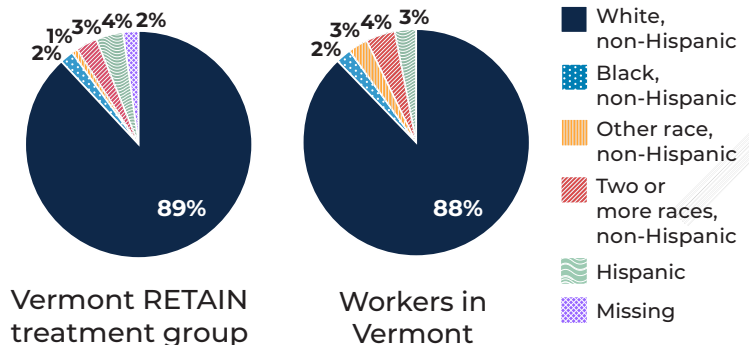
**Number of treatment group enrollees: 450 out of 798 RETAIN enrollees**

### Demographic characteristics

#### Sex and average age

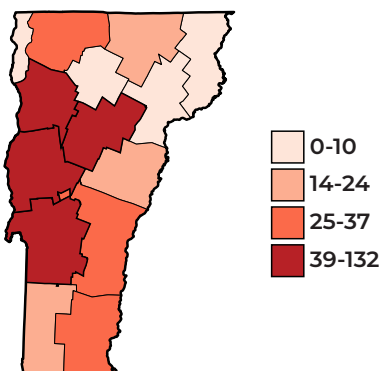


#### Race and ethnicity

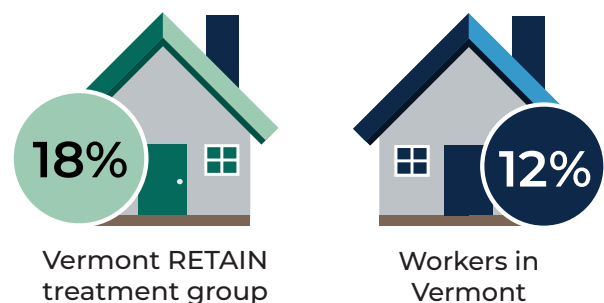


### Geography

#### Enrollment by county



#### Living in an opportunity zone

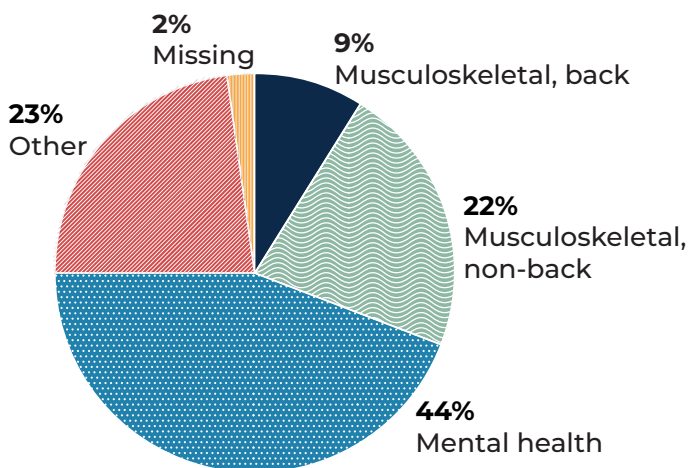


# Health and health insurance coverage

## Time between injury or illness and enrollment

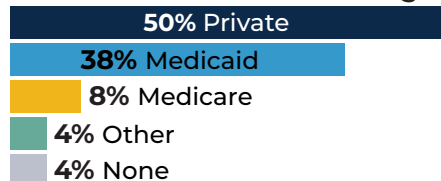


## Primary diagnosis

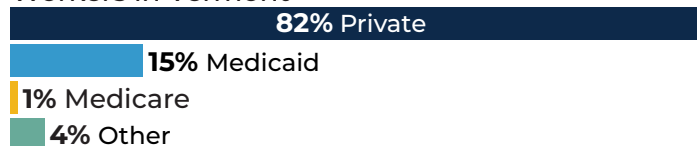


## Health insurance (multiple choices possible)

### Vermont RETAIN treatment group

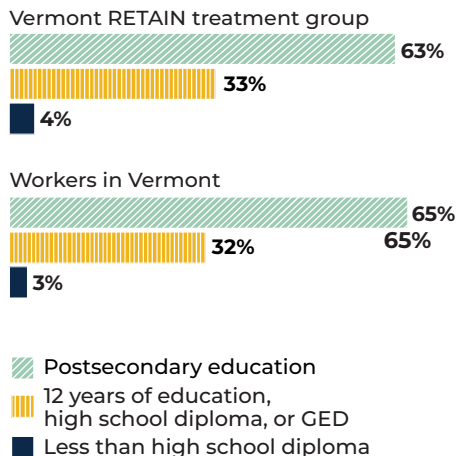


### Workers in Vermont

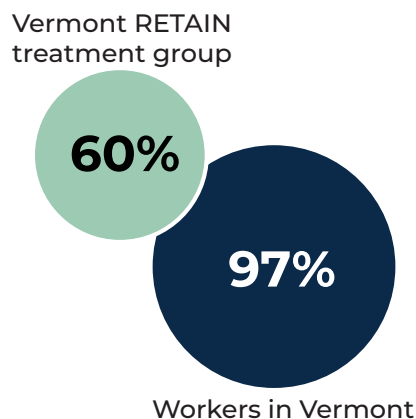


# Education and employment

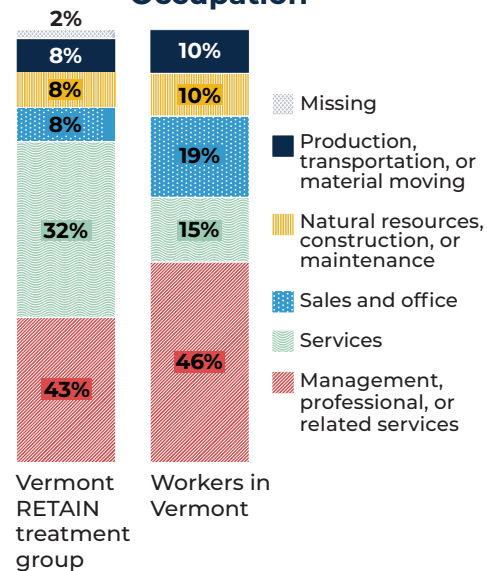
## Education



## Employed



## Occupation



Statistics for the Vermont RETAIN program come from the RETAIN enrollment forms and are based on the subset of enrollees randomly assigned to the treatment group (n=450). Because of random assignment, we expect the treatment and control groups to have the same characteristics, with any differences due solely to chance. Statistics for workers in Vermont are based on people ages 18–64 whose households responded to the 2023 American Community Survey and who were in the labor force at the time of the survey (n=315,201). Percentages may not add to 100 percent because of rounding. To learn more about the RETAIN demonstration, visit <https://www.dol.gov/agencies/odep/initiatives/saw-rtw/retain> and <https://www.ssa.gov/disabilityresearch/retain.htm>.

To calculate opportunity zone residence for RETAIN enrollees, we assigned enrollees to census tracts based on their ZIP codes. When a single ZIP code corresponded to multiple Census tracts, we allocated the enrollee across the Census tracts based on the percentage of the ZIP code population that lives in each tract. We used the same method to calculate opportunity zone residence for workers, substituting PUMAs for ZIP codes.

This fact sheet was funded with Federal funds from the U.S. Department of Labor under contract number 1605DC-18-A-0020. The contents of this fact sheet do not necessarily reflect the views or policies of the U.S. Department of Labor.